

# A Star-Structured Graph Approach for Efficient Social Recommendations

M. Venkata Sai\*, Dr. K. Raju

\* Department of Information Technology, DNR College of Engineering, Bhimavaram, Andhra Pradesh, India  
Assistant Professor, Department of Information Technology, DNR College of Engineering, Bhimavaram, Andhra Pradesh, India

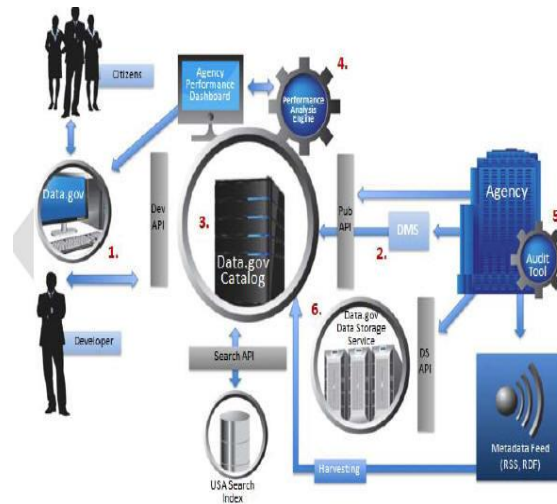
## ABSTRACT

Technology has its own model view towards the modern classical edge Information Technology which enables us to go for the next level of research. Considering all the parameters to the next level of the research towards the innovation we have adopted the technology with full fledged adoptability, interoperability and the more or less having a high demand for the cross domain issue, may be browser , operating System etc. , Which is a progressive phase wise cycle need to be addressed. In the Current context, in this paper we have given emphasis on the classification of the domain along with major steps to reduce the conflict on the preview of the global next generation adaptability. In this paper we consider the concept of the vertical domain and the mess up for the same in order to search keyword of Meta tag of Meta description. In the Model of the domain culture where vertical having domain culture issue to provide service to the utmost best level. In this Paper, we implemented the concept if the vector model of domain adoption and learning ranking methodology to give the best to the user of the domain and its related in order to resolve the cross domain issue, put forward the flexible rule based data filtration mechanism to user where the user can able to see and take a decision to filter used and unused synchronized data. In the security mechanism where the ranking ids important we have implemented the key word with unique key and map paring of Hadoop big data analytics. In the context it gives the effectiveness, time forward and the most robust and best of the all classical ranking methodology.

**KEYWORDS:** Cross-domain sentiment classification, search process, query processing domain adaptation, thesauri creation.

## INTRODUCTION

In the Culture of the Ranking of the domain justified in the online setup when the continuous stream of fresh training examples is too costly to process, either because the computational requirements are too high, or because it is impractical to label all the potential training examples. Active learning has been theoretically shown to significantly reduce the number of labeled examples needed to find a pattern, both in clean and noisy datasets. In this work, we show that selecting informative examples in online learning setting yields considerable speedups in training as the learner requires less data to reach competitive generalization accuracies and active example selection is insensitive to the artificial label noise. Furthermore, training example selection can be achieved without the knowledge of the training example labels. In fact, excessive reliance on the training example labels can have very detrimental defects. This passive" sampling scheme is often employed to present the learning algorithm a smaller view of the entire dataset that can be handled within time and computational resource (i.e. memory) constraints.

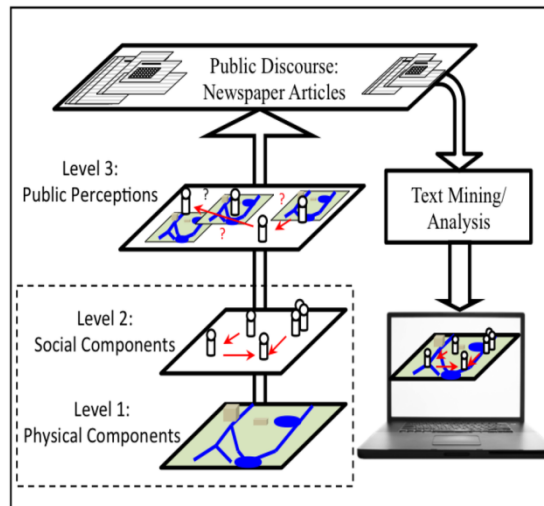


**Fig.1.1 Illustration of the Model of the Domain Vertical**

Faced with the need to analyze the ever growing amount of data, one of the main goals of computing researchers should be to design and develop approaches, algorithms and procedures that are fast, accurate, robust and scalable. With this dissertation, I aimed to reach that goal.

**RELATED WORK**

The support vectors have an effect on the SVM solution. This means that if SVM is retrained with a new set of data which only consist of those support vectors, the learner will end up finding the same hyper plane. This fact leads us to the idea that not all the instances are equally important in the training sets. Then the question becomes how to select the most informative examples in the datasets. We will focus on a form of selection strategy called SVM based active learning. In SVMs, the most informative instance is believed to be the closest instance to the hyper plane since it divides the version space into two equal parts. The aim is to reduce the version space as fast as possible to reach the solution faster in order to avoid certain costs associated with the problem. For the possibility of a non-symmetric version space, there are more complex selection methods suggested by , but it has been observed that the advantage of those is not significant when compared to their high computational costs.

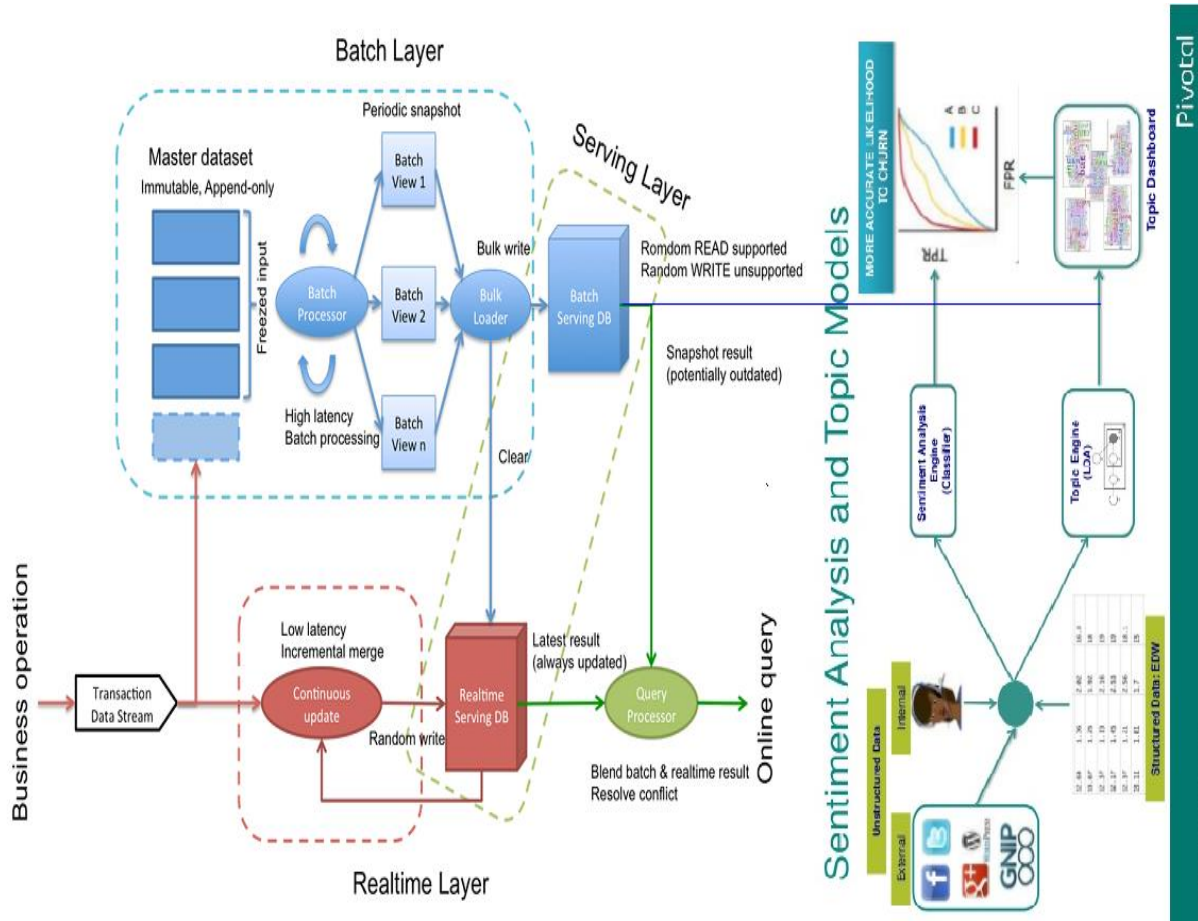


**Fig.2.1 Related Domain in the Distributed Mining System**

In this paper realize accuracy, efficiency and scalability in three respects: (i) computational performance: there is a significant decrease in the number of computations and running time during training and recognition, (ii) statistical performance: there is a significant decrease in the number of examples required for good generalization and (iii) generalization performance: the algorithms yield competitive or even better prediction performance in classification tasks.

**METHODOLOGY**

Technology and its significance always takes mile stone base to achievement of the goal, but If we consider the approach of the usual methodology involved in the traditional software design, its really an amazing and strong base to next level of concept. Online learning algorithms can select the new data to process either by random or active selection. They can integrate the information of the new seen data to the system without training all the samples again; hence they can incrementally build a learner. This working principle of LASVM leads to speed improvement and less memory demand which makes the algorithm applicable to very large datasets. More importantly, this incremental working principle suits the nature of active learning in a much better way than the batch algorithms.



**Fig.3.1. Methodology of the Domain Component architecture of learning ranking**

The new informative instance selected by active learning can be integrated to the existing model without retraining all the samples repeatedly. Empirical evidence indicates that a single presentation of each training example to the algorithm is sufficient to achieve training errors comparable to those achieved by the SVM solution. The Receiver Operating Curve (ROC) displays the relationship between sensitivity and specificity at all possible thresholds for a binary classification scoring model, when applied to independent test data. In other words, ROC curve is a plot of the true positive rate against the false positive rate as the decision threshold is changed. The area under the ROC curve (AUC) is a numerical measure of a model's discrimination performance and shows how successfully and correctly the model separates the positive and negative observations and ranks them. AUC metric evaluates the classifier across the entire range of decision thresholds, it gives a good overview about the performance when the operating condition for the classifier is unknown or the classifier is expected to be used in situations with significantly different class distributions. Active learning is selective sampling, where the sampling is primarily driven by the queries of the learner to find the informative instances that will have the most impact on the generalization performance of the learner. Thus, instead of focusing on an arbitrary subset of the dataset, the active learner intelligently guides the sampling process to constrain its focus on the instances which best represent the concept that the algorithm is trying to learn. Active learning therefore enables to reach competitive generalization accuracies with less data, yielding fast and data efficient learning. Furthermore, even in the absence of limitations on computing resources and time, active learning can still be used for its generalization behavior. Our observations

reveal that active sampling strategy can achieve even higher generalization performance with less data than one can achieve by training on the entire dataset.

### Evaluation and Analysis

Classification accuracy is not a good metric to evaluate classifiers in applications with class imbalance problem. SVMs have to achieve a trade between maximizing the margin and minimizing the empirical error. In the non-separable case, if the misclassification penalty  $C$  is very small, SVM learner simply tends to classify every example as negative. This extreme approach makes the margin the largest while making no classification errors on the negative instances.

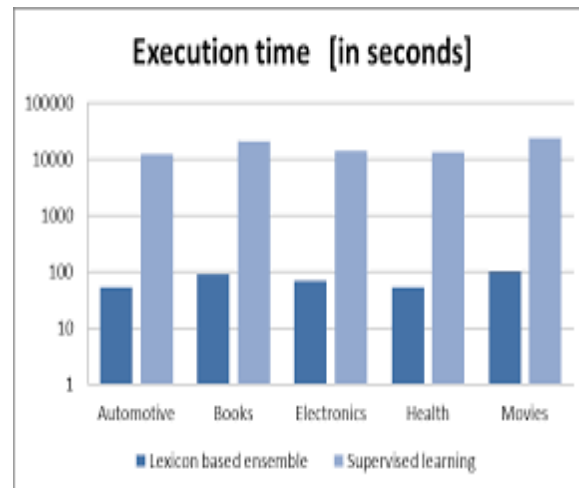


Fig.3.1.1 Comparison of the Domain in the Learning Rank

The only error is the cumulative error of the positive instances which are already few in numbers. Considering an imbalance ratio of 99 to 1, a classifier that classifies everything as negative will be 99% accurate but it will not have any practical use as it can not identify the positive instances.

### CONCLUSION AND FUTURE WORK

Various domains, and today, machine learning solutions have become indispensable tools in many fields of science, business and engineering. Along with their benefits, we have also noted issues related to the scalability and stability of machine learning algorithms. These issues can also be characterized as stemming from the quantity, quality and the distribution of the data. Regarding the quantity aspect, we are producing data at a faster rate than before, and we need efficient algorithms that can respond to the requirements of learning from large scale datasets. These requirements include obtaining labels of training examples and reaching out to the most informative instances in the training data in a cost efficient way, training models in reasonable time, and building simpler models that use less memory in training and recognition phases. The concern about the data quality generally stems from noise in the input data, which degrades the generalization performance and computational efficiency of learning algorithms. The data distribution aspect is concerned with significantly uneven number of instances for classes, which prevents the learners to identify the target class instances in the recognition phase.

### REFERENCES

- [1] M. Belkin, P. Niyogi, and V. Sindhwani, "Manifold Regularization: A Geometric Framework for Learning from Labeled and Unlabeled Examples," *J. Machine Learning Research*, vol. 7, pp. 2399-2434, Nov. 2006.
- [2] J. Blitzer, R. McDonald, and F. Pereira, "Domain Adaptation with Structural Correspondence Learning," *Proc. Conf. Empirical Methods in Natural Language Processing (EMNLP '06)*, pp. 120-128, July 2006.
- [3] C.J.C. Burges, R. Ragno, and Q.V. Le, "Learning to Rank with Nonsmooth Cost Functions," *Proc. Advances in Neural Information Processing Systems (NIPS '06)*, pp. 193-200, 2006.
- [4] C.J.C. Burges, T. Shaked, E. Renshaw, A. Lazier, M. Deeds, N. Hamilton, and G. Hullender, "Learning to Rank Using Gradient Descent," *Proc. 22th Int'l Conf. Machine Learning (ICML '05)*, 2005.
- [5] Z. Cao and T. Yan Liu, "Learning to Rank: From Pairwise Approach to Listwise Approach," *Proc. 24th Int'l Conf. Machine Learning (ICML '07)*, pp. 129-136, 2007.
- [6] J. Cui, F. Wen, and X. Tang, "Real Time Google and Live Image Search Re-Ranking," *Proc. 16th ACM Int'l Conf. Multimedia*, pp. 729-732, 2008.

- [7] W. Dai, Q. Yang, G.-R. Xue, and Y. Yu, "Boosting for Transfer Learning," Proc. 24th Int'l Conf. Machine Learning (ICML '07), pp. 193-200, 2007.
- [8] H. Daume III and D. Marcu, "Domain Adaptation for Statistical Classifiers," J. Artificial Intelligence Research, vol. 26, pp. 101-126, 2006.
- [9] Y. Freund, R. Iyer, R.E. Schapire, Y. Singer, and G. Dietterich, "An Efficient Boosting Algorithm for Combining Preferences," J. Machine Learning Research, vol. 4, pp. 933-969, 2003.
- [10] B. Geng, L. Yang, C. Xu, and X.-S. Hua, "Ranking Model Adaptation for Domain-Specific Search," Proc. 18th ACM Conf. Information and Knowledge Management (CIKM '09), pp. 197-206, 2009.
- [11] F. Girosi, M. Jones, and T. Poggio, "Regularization Theory and Neural Networks Architectures," Neural Computation, vol. 7, pp. 219-269, 1995.
- [12] R. Herbrich, T. Graepel, and K. Obermayer, "Large Margin Rank Boundaries for Ordinal Regression," Advances in Large Margin Classifiers, pp. 115-132, MIT Press, 2000.
- [13] K. Järvelin and J. Kekäläinen, "Ir Evaluation Methods for Retrieving Highly Relevant Documents," Proc. 23rd Ann. Int'l ACM SIGIR Conf. Research and Development in Information Retrieval (SIGIR '00), pp. 41-48, 2000.
- [14] T. Joachims, "Optimizing Search Engines Using Clickthrough Data," Proc. Eighth ACM SIGKDD Int'l Conf. Knowledge Discovery and Data Mining (KDD '02), pp. 133-142, 2002.
- [15] T. Joachims, "Training Linear Svms in Linear Time," Proc. 12th ACM SIGKDD Int'l Conf. Knowledge Discovery and Data Mining (KDD '06), pp. 217-226, 2006.
- [16] M.G. Kendall, "A New Measure of Rank Correlation," Biometrika, vol. 30, nos. 1/2, pp. 81-93, June 1938.
- [17] J.M. Kleinberg, S.R. Kumar, P. Raghavan, S. Rajagopalan, and A. Tomkins, "The Web as a Graph: Measurements, Models and Methods," Proc. Int'l Conf. Combinatorics and Computing, pp. 1-18, 1999.
- [18] R. Klinkenberg and T. Joachims, "Detecting Concept Drift with Support Vector Machines," Proc. 17th Int'l Conf. Machine Learning (ICML '00), pp. 487-494, 2000.